

# National TIM Responder Training Program Implementation Progress

- As of May 24, 2021



## Train-the-Trainer Sessions

- 482 sessions with 12,943 participants
- 23% of participants have provided training



## In-Person Responder Training

- 18,086 sessions with 415,748 participants



## Web-Based Training (WBT)

- 104,690 Total | 69,590 NHI | 9,851 Other
- 25,249 ERSI Responder Safety Learning Network

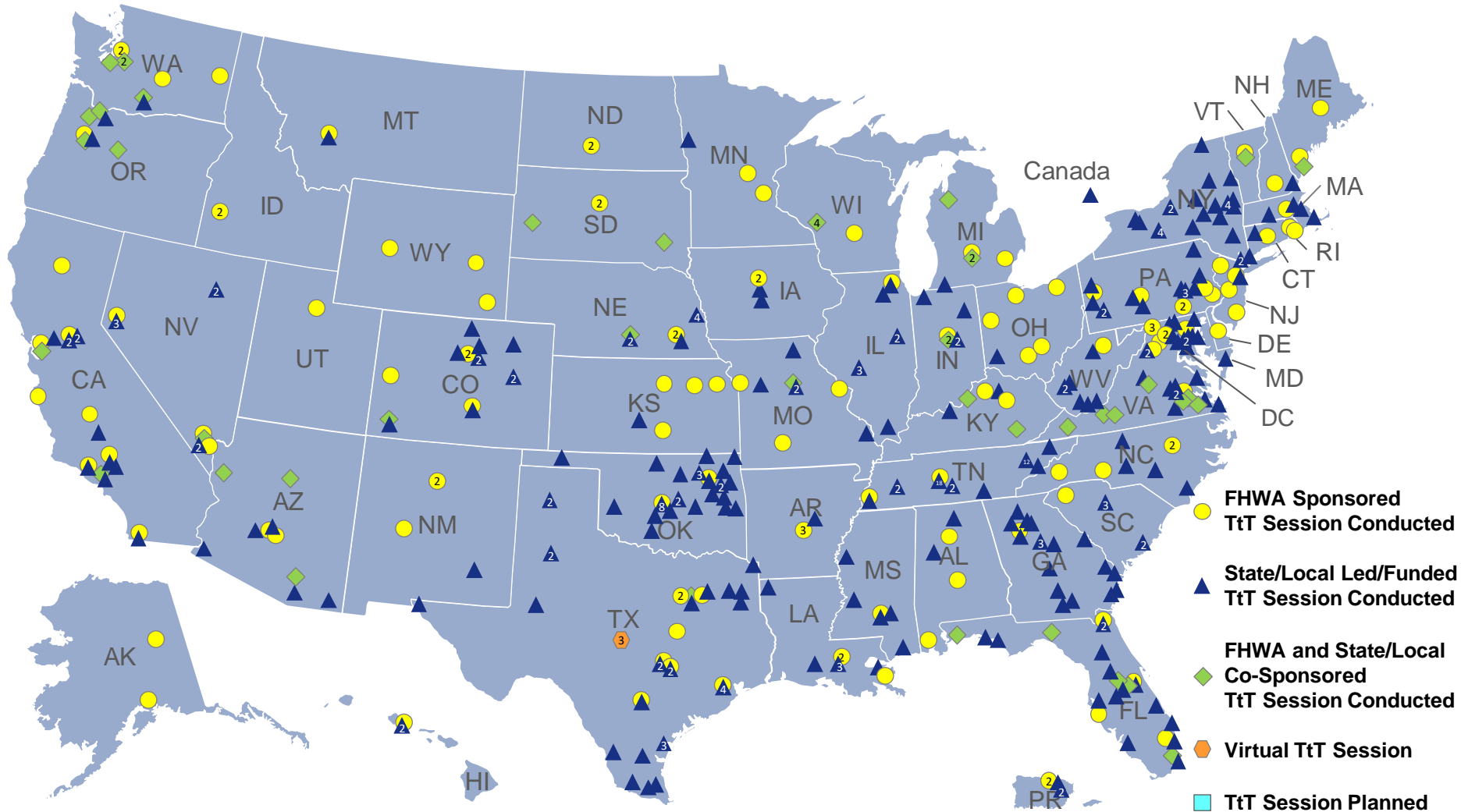


**Total Trained: 533,381**

# TIM Training Program Implementation Progress

## Train-the-Trainer (TtT) Sessions

- As of May 24, 2021

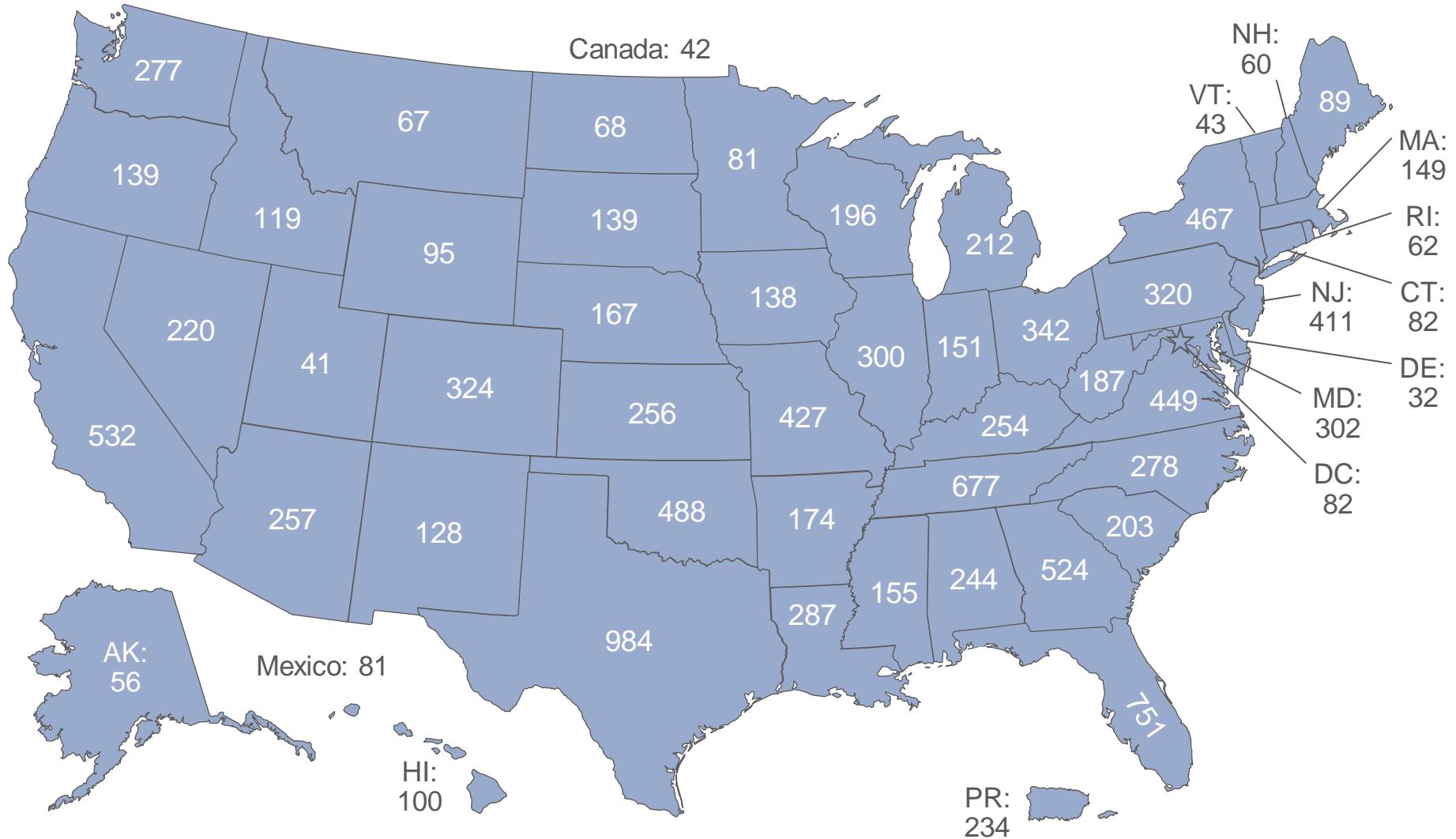


**482** Number of TtT Sessions Conducted

# TIM Training Program Implementation Progress

## TtT Session Participants

- As of May 24, 2021

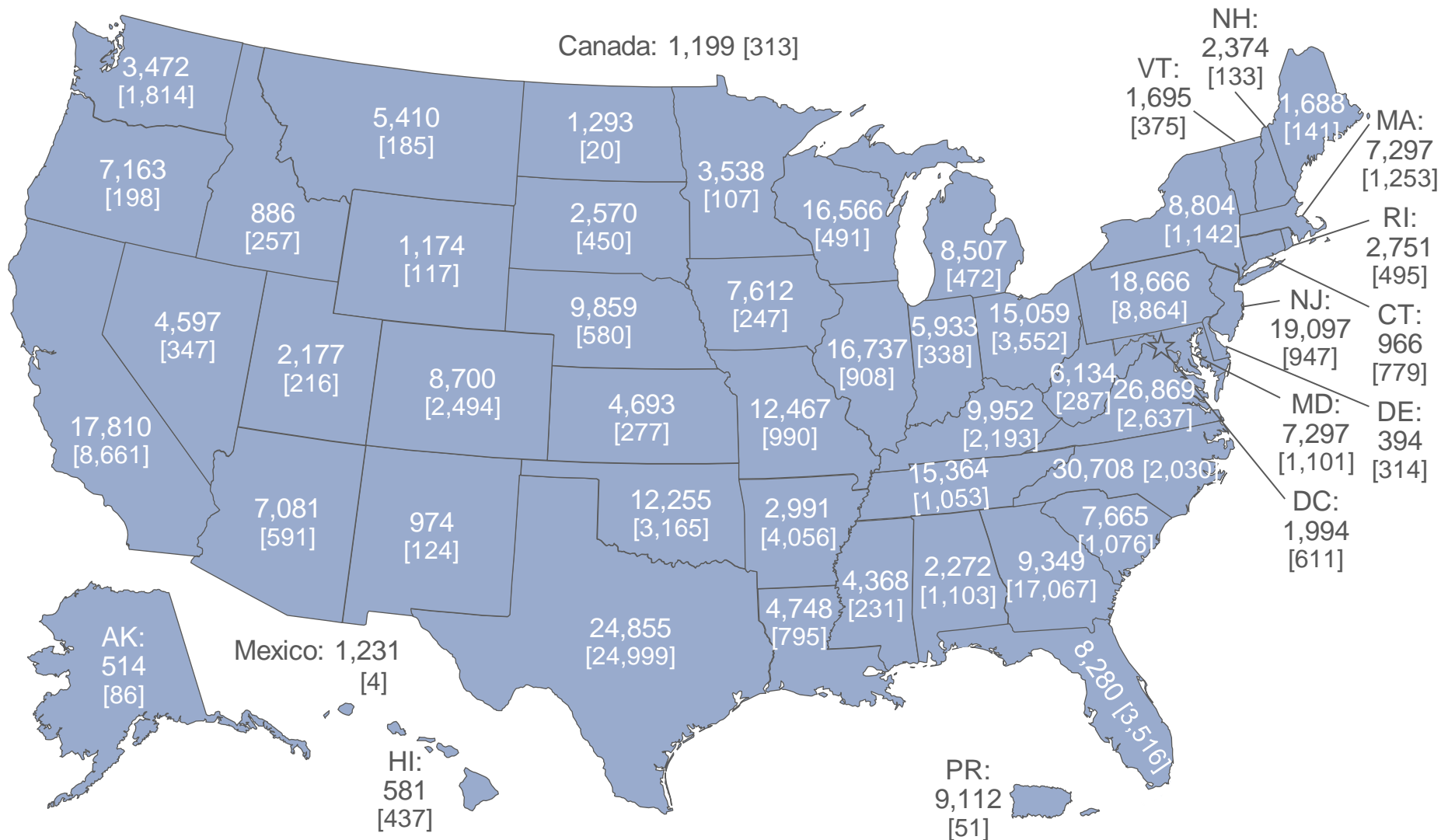


**12,943** Number of Trainers Trained

# TIM Training Program Implementation Progress

## Responder Training: In-Person & WBT

- As of May 24, 2021

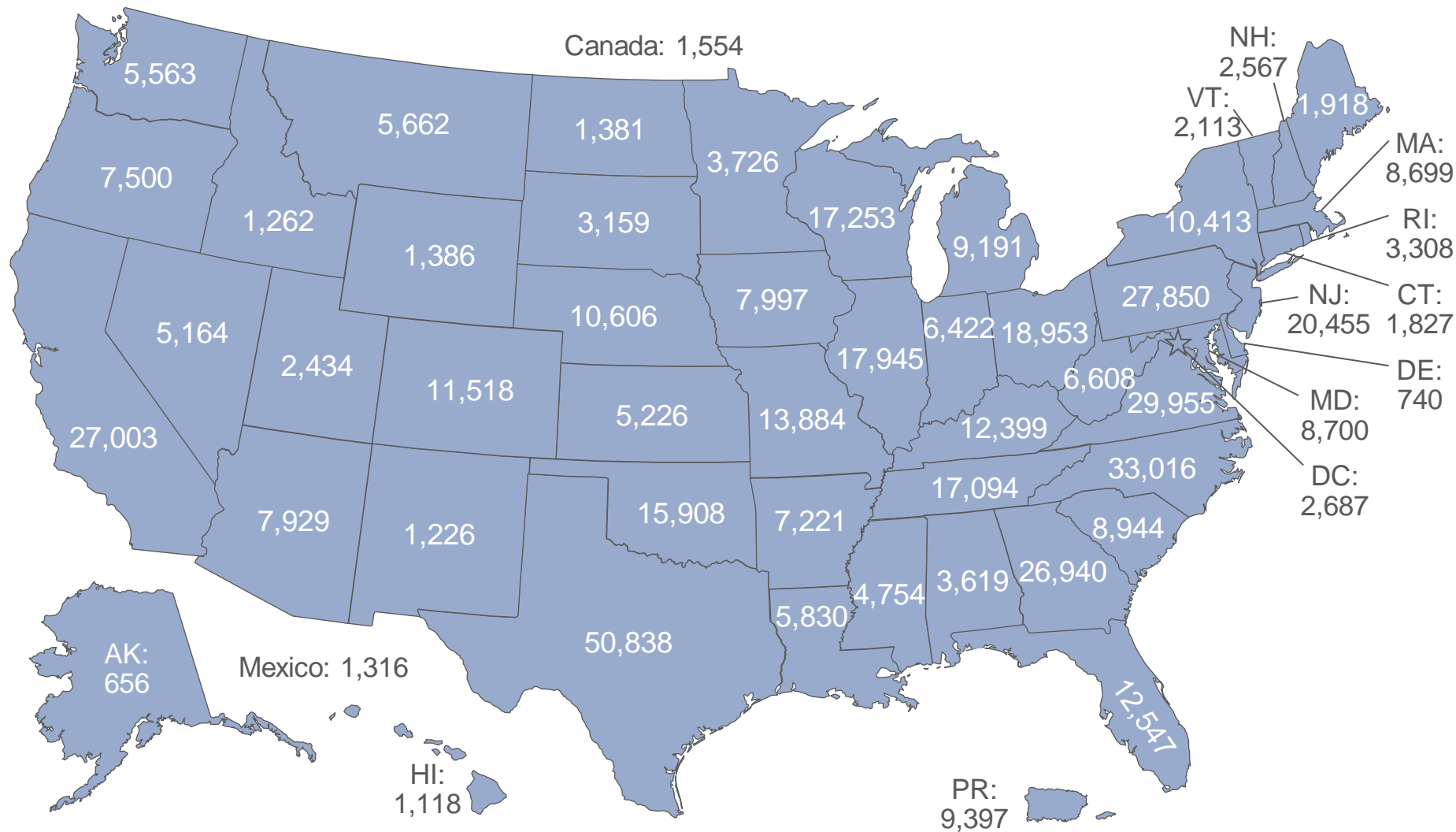


Number of Responders Trained: In-Person - **415,748** Web-Based Training (WBT) - **[104,690]**

# TIM Training Program Implementation Progress

## Total Trained

- As of May 24, 2021

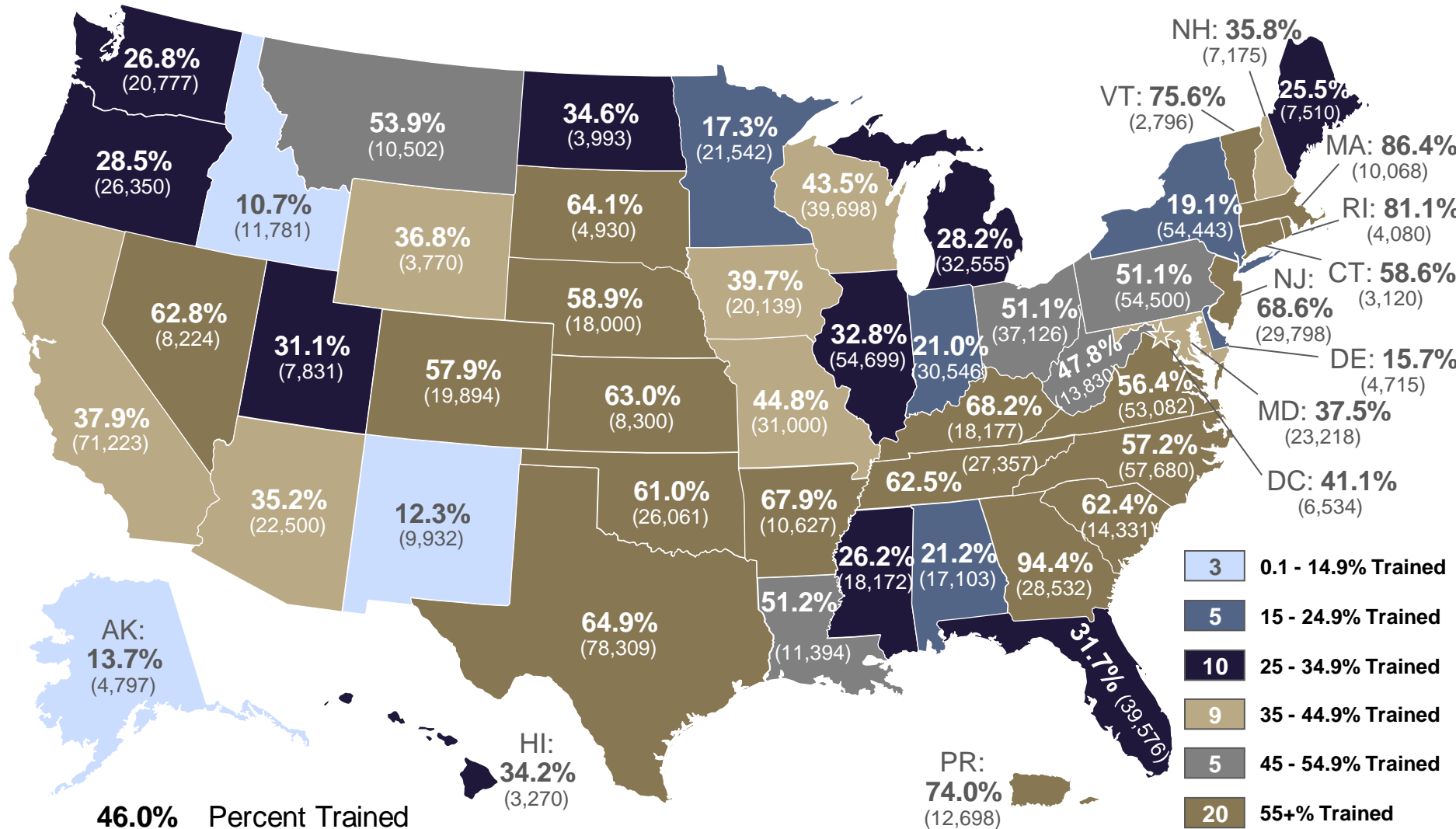


**533,381 Total Trained**

# TIM Training Program Implementation Progress

## Percent Trained – Goal of 45%

- As of May 24, 2021



46.0% Percent Trained

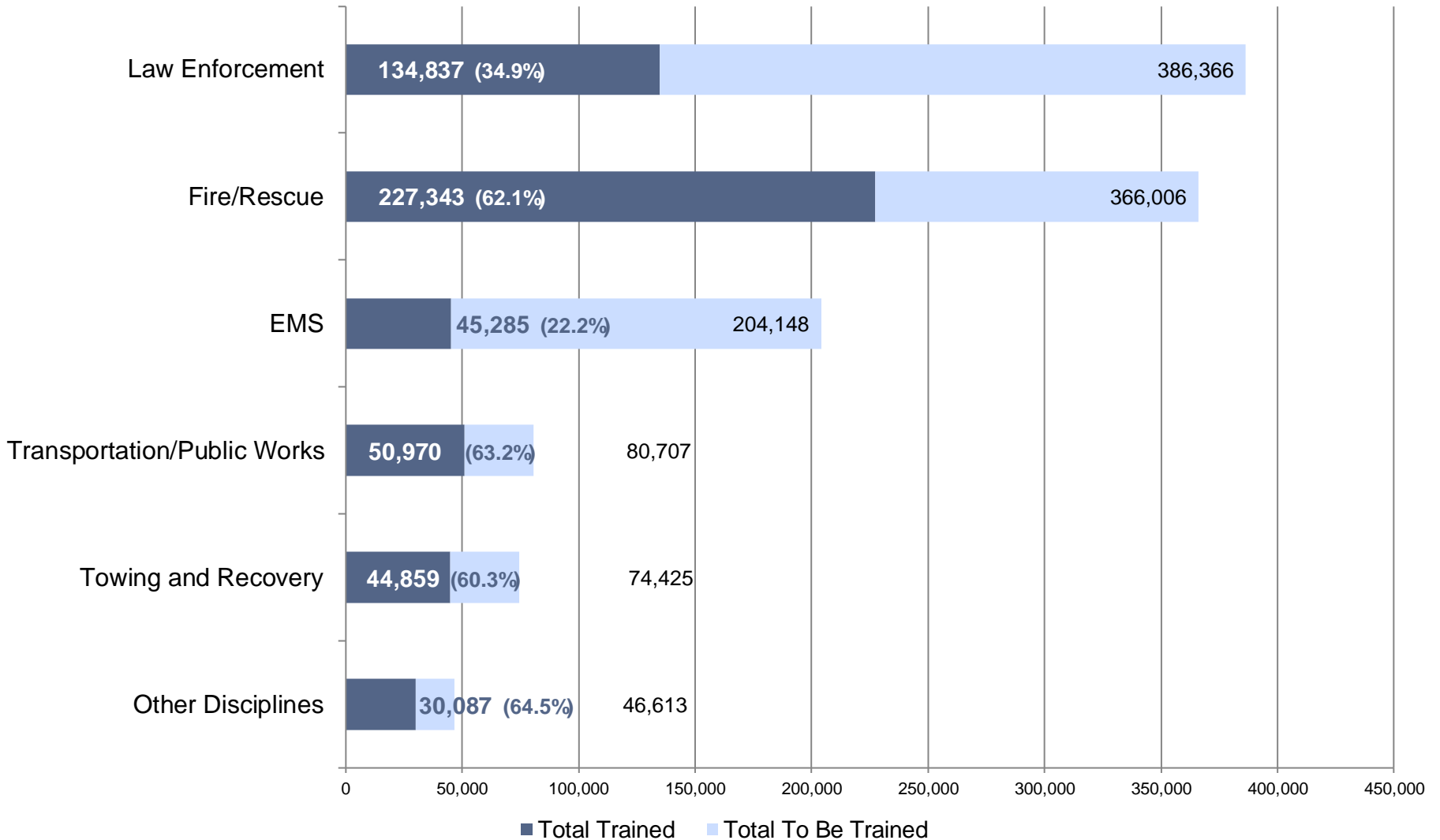
(1,158,265) Total Responders To Be Trained



# TIM Training Program Implementation Progress

## Total Trained By Discipline

- As of May 24, 2021



\* The NHI WBT total for the time period between 10/01/14 and 09/30/16 is reported as "Other Disciplines"

## National Traffic Incident Management Responder Training Program Training Status Report - As of May 24, 2021

### Training Totals

Discipline	Train-the-Trainer	Responder Training	Web-Based Training*	Total	Percent
Law Enforcement	4,160	119,901	10,776	134,837	25.3%
Fire/Rescue	4,262	175,525	47,556	227,343	42.6%
Towing and Recovery	731	34,821	9,307	44,859	8.4%
EMS	723	24,332	20,230	45,285	8.5%
Transportation/Public Works	2,178	46,969	1,823	50,970	9.6%
Other Disciplines	889	14,200	14,998	30,087	5.6%
<b>Total Trained</b>	<b>12,943</b>	<b>415,748</b>	<b>104,690</b>	<b>533,381</b>	<b>100.0%</b>
<b>Number of Sessions</b>	<b>482</b>	<b>18,086</b>	<b>--</b>	<b>--</b>	<b>--</b>

\* The National Highway Institute WBT total for the time period between 10/01/14 and 09/30/16 is reported as "Other Disciplines"

### Progress Since Last Report

Training Type	Train-the-Trainer	Responder Training	Web-Based Training	Total
Totals as of 05/24/21	12,943	415,748	104,690	533,381
Totals as of 05/10/21	12,939	410,867	103,640	527,446
Difference	4	4,881	1,050	5,935
<b>Percent Increase</b>	<b>0.0%</b>	<b>1.2%</b>	<b>1.0%</b>	<b>1.1%</b>

### National TIM Responder Training Goal - 45%

	Date	Responders Trained	
<i>Total Number of Responders to Be Trained</i>		<i>1,158,265</i>	<i>--</i>
Target	12/31/20	521,219	45.0%
Actual	05/24/21	533,381	46.0%
<b>Difference</b>	<b>--</b>	<b>12,162</b>	<b>1.0%</b>

<b>Number of States that have trained 45% or more:</b>	<b>25</b>
<i>Number of States that have trained between 0 and 14.9%:</i>	<i>3</i>
<i>Number of States that have trained between 15 and 24.9%:</i>	<i>5</i>
<i>Number of States that have trained between 25 and 34.9%:</i>	<i>10</i>
<i>Number of States that have trained between 35 and 44.9%:</i>	<i>9</i>
<i>Number of States that have trained between 45 and 54.9%:</i>	<i>5</i>
<i>Number of States that have trained between 55 and 100%:</i>	<i>20</i>



As of: 05/24/21	Train-the-Trainer		Responder Training			Web-Based Training	Total Trained		Training Progress		
State	Number of Sessions	Total Trained	Number of Sessions	Total Trained	Last Training Date		Number	Rank	Responders To Be Trained	Percent Trained	Rank
Alabama	5	244	115	2,272	02/28/20	1,103	3,619	37	17,103	21.2%	45
Alaska	2	56	35	514	02/11/20	86	656	52	4,797	13.7%	50
Arizona	10	257	384	7,081	05/12/21	591	7,929	25	22,500	35.2%	34
Arkansas	4	174	94	2,991	02/26/21	4,056	7,221	27	10,627	67.9%	8
California	21	532	1,156	17,810	04/21/21	8,661	27,003	5	71,223	37.9%	30
Colorado	15	324	397	8,700	05/11/21	2,494	11,518	16	19,894	57.9%	18
Connecticut	2	82	35	966	10/27/20	779	1,827	45	3,120	58.6%	17
Delaware	1	32	9	394	11/14/19	314	740	51	4,715	15.7%	49
District of Columbia	3	82	135	1,994	08/24/18	611	2,687	40	6,534	41.1%	28
Florida	24	751	367	8,280	05/03/21	3,516	12,547	14	39,576	31.7%	38
Georgia	19	524	456	9,349	12/04/20	17,067	26,940	6	28,532	94.4%	1
Hawaii	3	100	41	581	07/11/19	437	1,118	50	3,270	34.2%	36
Idaho	2	119	44	886	04/10/20	257	1,262	48	11,781	10.7%	52
Illinois	9	300	611	16,737	04/20/21	908	17,945	9	54,699	32.8%	37
Indiana	8	151	238	5,933	08/29/19	338	6,422	29	30,546	21.0%	46
Iowa	4	138	299	7,612	03/31/21	247	7,997	24	20,139	39.7%	29
Kansas	5	256	211	4,693	02/16/21	277	5,226	33	8,300	63.0%	11
Kentucky	6	254	462	9,952	03/11/20	2,193	12,399	15	18,177	68.2%	7
Louisiana	9	287	272	4,748	02/01/21	795	5,830	30	11,394	51.2%	22
Maine	3	89	66	1,688	10/16/20	141	1,918	44	7,510	25.5%	44
Maryland	14	302	381	7,297	05/22/21	1,101	8,700	22	23,218	37.5%	31
Massachusetts	5	149	249	7,297	05/18/21	1,253	8,699	23	10,068	86.4%	2
Michigan	5	212	392	8,507	03/27/21	472	9,191	20	32,555	28.2%	41
Minnesota	3	81	130	3,538	03/09/20	107	3,726	36	21,542	17.3%	48
Mississippi	6	155	168	4,368	01/31/19	231	4,754	35	18,172	26.2%	43
Missouri	9	427	626	12,467	03/31/21	990	13,884	13	31,000	44.8%	26
Montana	2	67	185	5,410	03/25/21	185	5,662	31	10,502	53.9%	21
Nebraska	10	167	395	9,859	05/04/21	580	10,606	17	18,000	58.9%	16
Nevada	11	220	240	4,597	05/19/21	347	5,164	34	8,224	62.8%	12
New Hampshire	2	60	72	2,374	02/03/21	133	2,567	41	7,175	35.8%	33
New Jersey	5	411	683	19,097	05/19/21	947	20,455	7	29,798	68.6%	6
New Mexico	4	128	64	974	10/29/19	124	1,226	49	9,932	12.3%	51
New York	26	467	378	8,804	04/12/21	1,142	10,413	18	54,443	19.1%	47
North Carolina	8	278	813	30,708	11/30/20	2,030	33,016	2	57,680	57.2%	19
North Dakota	2	68	39	1,293	01/27/20	20	1,381	47	3,993	34.6%	35

As of: 05/24/21	Train-the-Trainer		Responder Training			Web-Based Training	Total Trained		Training Progress		
State	Number of Sessions	Total Trained	Number of Sessions	Total Trained	Last Training Date		Number	Rank	Responders To Be Trained	Percent Trained	Rank
Ohio	6	342	638	15,059	--	3,552	18,953	8	37,126	51.1%	24
Oklahoma	34	488	688	12,255	04/15/21	3,165	15,908	12	26,061	61.0%	15
Oregon	7	139	339	7,163	05/18/21	198	7,500	26	26,350	28.5%	40
Pennsylvania	19	320	639	18,666	05/22/21	8,864	27,850	4	54,500	51.1%	23
Puerto Rico	5	234	427	9,112	07/24/20	51	9,397	19	12,698	74.0%	5
Rhode Island	2	62	115	2,751	02/28/20	495	3,308	38	4,080	81.1%	3
South Carolina	6	203	353	7,665	03/31/21	1,076	8,944	21	14,331	62.4%	14
South Dakota	4	139	93	2,570	03/11/21	450	3,159	39	4,930	64.1%	10
Tennessee	40	677	679	15,364	05/18/21	1,053	17,094	11	27,357	62.5%	13
Texas	41	984	972	24,855	04/15/21	24,999	50,838	1	78,309	64.9%	9
Utah	1	41	100	2,177	05/16/21	216	2,434	42	7,831	31.1%	39
Vermont	2	43	74	1,695	06/04/19	375	2,113	43	2,796	75.6%	4
Virginia	22	449	1,443	26,869	04/28/21	2,637	29,955	3	53,082	56.4%	20
Washington	9	277	185	3,472	04/13/21	1,814	5,563	32	20,777	26.8%	42
West Virginia	8	187	257	6,134	05/02/21	287	6,608	28	13,830	47.8%	25
Wisconsin	5	196	720	16,566	05/17/21	491	17,253	10	39,698	43.5%	27
Wyoming	3	95	55	1,174	02/22/21	117	1,386	46	3,770	36.8%	32
<i>Canada</i>	1	42	55	1,199	11/19/20	313	1,554	--	--	--	--
<i>Mexico</i>	0	81	12	1,231	03/07/19	4	1,316	--	--	--	--
<b>Total</b>	<b>482</b>	<b>12,943</b>	<b>18,086</b>	<b>415,748</b>	<b>--</b>	<b>104,690</b>	<b>533,381</b>	<b>--</b>	<b>1,158,265</b>	<b>46.0%</b>	<b>--</b>

