



Transit Committee Meeting

September 13th, 2023

2:00 PM– 3:30 PM

Zoom Meeting

Agenda

1) Call to Order

2) Public Comment

Members of the public in attendance of today's meeting have an opportunity to provide public comment on today's agenda items.

3) Approval of June 14th, 2023 Transit Committee Meeting Minutes (Attachment A)

4) Quarter Financial Report Update

City of Bangor staff will provide a budget update including last quarter financials.

Proposed Action: For discussion only

5) Service Updates

Laurie Linscott will provide a brief overview of any service updates.

Proposed Action: For discussion only

6) Transit Center Update

Community Connector/City of Bangor Staff will provide a brief overview of any transit center updates.

Proposed Action: For discussion only

7) Ridership Report - Laurie Linscott (Attachment B)

Laurie Linscott will provide a brief overview of the ridership report.

Proposed Action: For discussion only

8) Transit Technology Update

Community Connector/City of Bangor staff will provide a brief update on the Transit Technology consultant hiring process and projections for implementation.

Proposed Action: For discussion only

9) Bus Stop Designation Plan Update (Attachment C)

Community Connector staff will provide an overview on any bus stop designation plan updates, including implementation and bus stop sign design ideas under consideration.

Proposed Action: For discussion only

10) Penobscot Climate Action - Transportation Working Group Update

The Penobscot Climate Action Plan is currently working to develop the strategies that will ultimately be recommended by the plan. We have formed a Transportation working group which is focusing on providing context and guidance on specific transportation strategies. BACTS staff will provide an update on current progress and group discussions which support transit in the region.

Proposed Action: *For discussion only*

11) Rural, Intercity, and Commuter Transit Provider Updates

Any transit provider in attendance will provide an update on services, initiatives, and/or projects.

Proposed Action: *For discussion only*

12) Municipal Partner Updates

Members will provide updates on any initiatives or projects in the region which may affect transit.

Proposed Action: *For discussion only*

13) MaineDOT Update

MaineDOT staff will provide an update on any MaineDOT projects, policies, or plans.

Proposed Action: *For discussion only*

14) Other Business

Discussion of other items not on today's agenda.

15) Upcoming Meeting

Scheduling for meetings in 2024.

16) Adjournment



Attachment A
June 14th, 2023
2:00 PM - Zoom Meeting
Minutes

Committee Members	Affiliation
Courtney O'Donnell John Theriault Amy Huotari David Little	Bangor
Linda Johns Karen Fussell	Brewer
Laurie Linscott Sherri Clark	Community Connector
Amy Ryder	Hampden
Belle Ryder	Orono
Mark Leonard	Veazie
MaineDOT	
Jarod Farn-Guillette, Ryan Neale, Karla Chase	
FTA	
Paige Melius	
BACTS	
Sara Devlin, Madeline Jensen	

1) Call to Order

Meeting was called to order by Belle Ryder at 2:00PM.

2) Public Comment

There were no public comments.

3) Approval of March 8th and April 11th, 2023 Transit Committee Meeting Minutes

Belle Ryder asked if there were any comments or corrections to be made to the minutes.

Courtney O'Donnell made a motion to approve, John Theriault seconded. None opposed, accepted as written.

4) Service Updates

Laurie Linscott provided an update. Saturday Service has been reinstated as of the first Saturday of June. Community Connector's full staffing of 42 drivers has made it possible to return to regular service.

5) Transit Center Update

Laurie Linscott provided an update. Center is still working well, they have just passed 100 days of operation.

6) Ridership Report - Laurie Linscott

No report provided at this time.

7) Bus Stop Designation Plan Update

Courtney O'Donnell provided an update. Installation of the signs has been delayed, likely until this Fall. The City would like to coordinate sign installation with the implementation of technology. Partners also discussed the long term maintenance of these locations. The City of Bangor will be drafting agreements to formalize this coordination with the partners.

8) Microtransit in the Region

Madeline Jensen provided an overview. Committee discussed any microtransit/mobility projects being considered and how that might interact with Community Connector. Members of the group discussed that it may be helpful to conduct a study looking at this interaction and making recommendations for that coordination between municipalities, private providers, and Community Connector.

9) 2024-2025 UPWP Planning Study Ideas

Staff will provide an overview of the transit studies that have been proposed for the upcoming 2024-25' UPWP. BACTS provided estimates for potential available funding for planning studies in the upcoming UPWP cycle. Staff anticipate a large portion of these studies being conducted by consultants due to staff time constraints. There was no opposition to any of the proposed study ideas. Additional ideas proposed included a study to determine an implementation strategy for mobile fare payments and microtransit/mobility coordination. Further discussions will be had with MaineDOT and FTA to consider priorities and feasibility. BACTS will keep partners updated as these proposed studies move through the UPWP process.

10) Rural, Intercity, and Commuter Transit Provider Updates

No updates at this time.

11) Municipal Partner Updates

No updates at this time.

12) MaineDOT Update

Ryan Neale provided a few updates. Karla Chase just joined MaineDOT's transit team as the Rural Grant Manager. MaineDOT must go out to bid for intercity bus service every 5 years and has begun that process. The RFP was posted on June 2 to MaineDOT's website, the public meeting was on June 12, and proposals are due July 13. The new intercity bus contracts will start January 1, 2024. Current subsidized intercity service relevant to the Bangor region includes Bangor to Caribou, operated by Cyr Bus Lines; Bangor to Calais, operated by West's Transportation; and Bangor to Portland, operated by Greyhound. MaineDOT has reached an agreement with Cambridge Systematics to update our Locally Coordinated Plan. Cambridge was the consultant on the Maine State Transit Plan developed earlier this year and this is an extension of that effort. This may involve some outreach to transit providers like Bangor Community Connector.

13) Other Business

Courtney O'Donnell answered questions about the Q3 financial report.

14) Upcoming Meeting

September 13th, 2023 from 2:00 - 3:30 PM via Zoom

15) Adjournment

Belle Ryder called the meeting to adjourn at 2:40PM.

Attachment B

FISCAL YEAR 2023 July 2022 - June 2023																		% Change
	FIXED ROUTE														ADA	Black Bear	TOTAL FY23	
Month	Hampden	Brewer North	Brewer South	VOOT 1	VOOT 2	Capehart 1	Capehart 2	Capehart 3	Hammond Street	Center Street	Center/Hammond	Mall Hopper	Stillwater Ave	Mount Hope	Total	Paratransit	Orono Express	SYSTEM RIDERSHIP
July	1,226	2,214	2,141	2,682	2,407	2,871	2,644	0	0	0	4,255	1,716	3,372	2,857	28,385	945	0	29,330
Aug	1,258	2,364	2,162	3,163	2,707	3,156	3,056	0	0	0	5,135	1,898	3,655	3,179	31,733	993	276	33,002
Sep	1,278	2,184	2,235	3,696	3,086	2,971	2,831	0	0	0	5,199	1,662	3,338	3,151	31,631	963	2,231	34,825
Oct	1,202	2,085	2,337	3,685	3,003	2,918	2,813	0	0	0	4,571	1,748	3,150	2,963	30,475	957	2,205	33,637
Nov	1,259	2,083	2,257	3,430	3,067	2,685	2,748	0	0	0	4,494	1,639	3,211	2,777	29,650	984	2,232	32,866
Dec	1,222	2,080	2,389	2,976	2,838	2,823	2,407	0	0	0	4,652	1,636	3,314	2,952	29,289	927	1,274	31,490
Jan	1,197	2,230	2,213	3,421	3,077	2,710	2,723	0	2,312	1,973	890	1,377	3,112	3,000	30,235	850	1,499	32,584
Feb	1,545	2,052	2,743	3,893	3,401	2,136	2,101	0	2,771	2,317	310	1,361	2,963	2,916	30,509	885	2,078	33,472
Mar	1,789	2,854	2,586	4,551	4,237	3,137	2,788	0	3,339	3,260	0	1,686	3,758	3,377	37,362	1,113	2,988	41,463
Apr	1,315	2,544	2,278	3,763	2,980	2,538	2,461	0	3,137	2,716	0	1,612	3,288	2,981	31,613	918	2,198	34,729
May	1,410	2,619	2,621	3,634	3,337	3,122	2,910	0	3,689	3,000	0	1,673	3,536	3,447	34,998	1,026	528	36,552
Jun	1,546	3,201	2,893	3,989	3,999	3,608	3,465	0	4,688	3,641	0	2,001	4,384	3,987	41,402	1,020	0	42,422
Total YTD	16,247	28,510	28,855	42,883	38,139	34,675	32,947	0	19,936	16,907	29,506	20,009	41,081	37,587	387,282	11,581	17,509	416,372

Percentage of change FY22 and FY23 is 3%

PAST YEARS

FISCAL YEAR 2022 July 2021 - June 2022																		
	FIXED ROUTE															ADA	Black Bear	TOTAL FY22
Month	Hampden	Brewer North	Brewer South	VOOT 1	VOOT 2	Capehart 1	Capehart 2	Capehart 3	Hammond Street	Center Street	Center/Hammond	Mall Hopper	Stillwater Ave	Mount Hope	Total	Paratransit	Orono Express	SYSTEM RIDERSHIP
July	1,375	2,637	2,638	2,217	2,733	3,207	3,217	0	0	0	4,584	2,115	4,008	2,422	31,153	831	0	31,984
Aug	1,386	2,640	2,431	2,388	2,889	3,130	2,944	0	0	0	4,403	1,966	3,814	2,562	30,553	803	205	31,561
Sep	1,196	2,362	2,501	2,787	3,052	3,178	2,819	0	0	0	4,528	2,149	4,108	2,885	31,565	930	2,316	34,811
Oct	1,270	2,461	2,745	2,837	3,353	3,059	3,035	0	0	0	4,562	2,226	4,192	3,147	32,887	970	1,769	35,626
Nov	1,153	2,309	2,476	2,963	3,190	3,108	2,908	0	0	0	4,072	2,472	3,780	2,984	31,415	867	1,569	33,851
Dec	1,216	2,637	2,667	2,435	2,854	3,283	2,837	0	0	0	4,233	2,472	4,049	3,284	31,967	1002	1,094	34,063
Jan	1,110	2,316	2,174	2,602	2,867	2,588	2,262	0	0	0	3,999	2,305	3,215	2,781	28,219	903	1,030	30,152
Feb	1,178	2,458	2,682	2,671	2,818	2,690	2,405	0	0	0	4,001	1,690	3,529	2,992	29,114	854	2,246	32,214
Mar	1,473	2,914	2,704	3,165	3,236	3,489	3,058	0	0	0	4,790	2,209	3,951	3,611	34,600	1029	1,820	37,449
Apr	1,241	2,635	2,540	2,844	3,242	3,063	2,834	0	0	0	4,594	1,934	3,919	3,652	32,498	1025	1,984	35,507
May	1,453	2,842	2,608	2,644	2,886	3,229	3,072	0	0	0	4,621	1,894	3,977	3,403	32,629	1097	281	34,007
Jun	1,329	2,725	2,743	2,702	2,783	3,394	3,013	0	0	0	4,714	1,724	3,754	3,110	31,991	1047	0	33,038
Total YTD	15,380	30,936	30,909	32,255	35,903	37,418	34,404	0	0	0	53,101	25,156	46,296	36,833	378,591	11,358	14,314	404,263

FISCAL YEAR 2021 July 2020 - June 2021																		
	FIXED ROUTE															ADA	Black Bear	TOTAL FY21
Month	Hampden	Brewer North	Brewer South	VOOT 1	VOOT 2	Capehart 1	Capehart 2	Capehart 3	Hammond Street	Center Street	Center/Hammond	Mall Hopper	Stillwater Ave	Mount Hope	Total	Paratransit	Orono Express	SYSTEM RIDERSHIP
July	1,678	2,720	2,413	2,168	2,141	2,413	2,002	1,438	3,059	2,740	271	1,923	3,558	2,515	31,039	630		31,669
Aug	1,600	2,774	2,378	2,133	2,483	2,187	2,138	1,382	3,027	2,436	469	1,920	3,473	2,857	31,257	655	32	31,944
Sep	1,480	2,598	2,473	2,578	2,729	2,131	2,304	1,378	3,043	2,777	378	2,132	3,578	2,846	32,425	679	965	34,069
Oct	1,587	2,846	2,680	2,569	3,086	3,111	3,057	138	3,277	3,004	503	2,229	4,194	3,050	35,331	725	914	36,970
Nov	1,146	2,474	2,364	1,973	2,621	2,746	2,634	2,778	2,668	392	1,756	3,674	2,527	29,753	626	745	31,124	
Dec	1,234	2,793	2,706	1,988	2,237	2,755	2,622		2,887	2,795	347	1,915	3,921	2,970	31,170	729		31,899
Jan	1,189	2,582	2,503	1,773	2,116	2,666	2,605		2,524	2,573	437	1,995	3,860	2,581	29,404	683	227	30,314
Feb	1,128	2,467	2,307	2,032	2,321	2,470	2,704		421	436	3,116	1,996	3,680	2,296	27,374	640	903	28,917
Mar	1,299	3,016	2,993	2,499	2,635	3,327	3,002		4,944		2,363	3,480	2,521	32,979		857	1,084	34,920
Apr	1,313	2,671	2,855	1,849	2,788	3,024	2,940				4,523	2,054	4,054	2,345	30,416	818	882	32,116
May	1,192	2,414	2,486	1,938	2,516	3,294	3,044				4,366	2,074	3,976	2,144	29,444	793		30,237
Jun	1,473	2,498	2,691	2,384	2,880	3,106	3,128				4,756	2,318	3,990	2,369	31,593	811		32,404
Total YTD	16,319	31,853	30,849	25,884	30,553	33,230	32,180	4,336	21,016	19,429	24,502	24,675	46,338	31,021	372,185	8,646	5,752	386,583
TRUE																		

TRUE

FISCAL YEAR 2019 July 2019 - June 2020																			
	FIXED ROUTE														ADA	Black Bear	Express	TOTAL FY20	
Month	Hampden	Brewer North	Brewer South	VOOT 1	VOOT 2	Capehart 1	Capehart 2	Capehart 3	Hammond Street	Center Street	Center/Hammond	Mall Hopper	Stillwater Ave	Mount Hope	Total	Paratransit	Orono Express	Bus	SYSTEM RIDERSHIP
July	3,066	4,468	3,805	4,113	4,770	4,642	4,573	2,771	6,945	4,825	792	2,784	6,137	5,186	58,877	697			59,574
Aug	3,049	4,675	4,010	4,142	4,864	4,698	4,573	2,564	6,933	4,974	1,068	3,052	6,915	5,311	60,828	712			61,540
Sep	2,939	4,259	3,656	4,475	5,386	4,185	4,117	2,359	6,169	5,057	833	3,406	6,063	5,027	57,931	737	3,926		62,594
Oct	3,255	4,915	4,264	5,149	5,692	4,769	4,628	3,077	7,110	5,245	763	3,540	7,028	5,650	65,085	823	4,397		70,305
Nov	2,898	4,574	4,005	4,225	5,064	4,085	4,064	2,607	6,401	4,728	858	3,270	6,610	5,557	58,946	655	4,075		63,676
Dec	2,981	4,531	3,975	3,935	4,372	3,848	3,674	2,401	5,969	4,456	722	2,901	6,474	4,758	54,997	701	3,411		59,109
Jan	3,016	4,731	3,899	4,149	4,901	4,196	3,882	2,569	6,247	5,087	773	2,771	6,256	5,081	57,558	798	2,337		60,693
Feb	2,653	4,518	3,800	4,077	4,838	3,693	3,819	2,421	5,965	4,554	1,011	3,003	6,126	4,836	55,314	768	5,121		61,203
Mar	2,179	4,011	3,049	3,146	3,473	3,169	3,128	2,061	5,314	3,666	603	2,330	5,131	4,076	45,336	597	2,609		48,542
Apr	1,084	2,387	1,833	1,221	1,373	1,692	1,810	1,101	3,056	1,668	405	1,184	2,734	1,954	23,502	322		137	23,824
May	1,182	2,574	2,121	1,387	1,567	1,855	2,074	1,167	2,711	1,866	433	1,410	2,752	2,182	25,281	484		133	25,898
Jun	1,462	3,009	2,405	1,755	2,049	2,446	2,290	1,508	3,316	2,578	466	1,990	3,305	2,550	31,129	581			31,710
Total	29,764	48,652	40,822	41,774	48,349	43,278	42,632	26,606	66,136	48,704	8,727	31,641	65,531	52,168	594,784	7,875	25,876	270	628,805



FISCAL YEAR 2019 July 2018 - June 2019									
	Fixed Route						ADA	Black Bear	TOTAL FY19

Month	Hampden	Brewer North	Brewer South	VOOT 1	VOOT 2	Capehart 1	Capehart 2	Capehart 3	Hammond Street	Center Street	Center/Hammond	Mail Hopper	Stillwater Ave	Mount Hope	Total	Paratransit	Orono Express	SYSTEM RIDERSHIP
July	2,421	3,869	3,686	3,513	4,070	4,290	4,233	2,040	7,358	4,047	965	2,820	6,739	5,406	55,457	451		55,908
Aug	2,928	4,121	4,376	4,332	4,588	4,950	4,621	2,631	7,582	4,640	884	3,332	7,373	6,273	62,631	421		63,052
Sep	2,809	3,684	3,772	4,616	5,325	4,498	4,364	2,115	6,753	4,159	1,148	3,476	6,714	5,759	59,192	580	4,104	63,876
Oct	3,478	4,679	4,259	5,428	5,557	5,035	4,646	2,433	8,135	5,201	918	3,820	7,454	6,575	67,618	611	5,328	73,557
Nov	3,101	4,611	3,778	4,843	5,139	4,413	4,479	2,312	7,269	4,738	892	3,276	7,067	6,220	62,138	594	4,736	67,468
Dec	2,926	4,620	4,077	4,078	4,948	4,642	4,395	2,091	6,192	4,271	1,217	3,272	6,861	5,837	59,427	561	3,904	63,892
Jan	3,226	4,409	3,628	4,495	4,801	4,410	4,315	2,275	7,243	4,739	853	2,998	6,413	5,637	59,442	639	2,307	62,388
Feb	2,907	4,129	3,606	4,762	5,023	4,495	4,416	2,301	6,124	4,582	896	2,990	5,841	5,469	57,541	574	5,424	63,539
Mar	3,232	4,995	4,137	4,826	5,559	4,838	4,625	2,606	6,545	4,936	1,210	3,299	6,346	6,077	63,231	679	4,481	68,391
Apr	3,095	4,954	3,947	5,047	5,901	5,101	4,796	2,296	6,847	4,469	1,901	3,182	6,362	6,336	64,234	710	5,394	70,338
May	3,550	4,973	4,228	4,955	5,437	4,840	4,471	2,655	7,306	5,120	1,001	3,034	6,555	5,963	64,108	685	1,615	66,408
Jun	3,098	4,228	3,503	3,967	4,753	4,588	4,268	2,367	6,449	4,262	1,089	2,596	6,129	5,178	56,475	662		57,137
Total	36,771	53,272	46,997	54,862	61,101	56,100	53,629	28,122	83,803	55,164	12,974	38,095	79,854	70,750	731,494	7,167	37,293	775,954



Attachment C

Draft Bus Stop Sign Designs (Community Connector and BBOE)



CC sign option #1

COMMUNITY CONNECTOR	
BUS STOP	
<div></div>	
	
CITY OF BANGOR	
<div></div>	<div></div>
<div></div>	<div></div>
ROUTES	
Questions?	
CALL	
(207) 992-4670	
VISIT	
www.bangormaine.gov /communityconnector	

CC sign option #2

BUS STOP	
  CITY OF BANGOR	Routes
COMMUNITY CONNECTOR	
CALL	
(207) 992-4670	
VISIT	
WWW.BANGORMAINE.GOV/COMMUNITYCONNECTOR	

CC sign option #3



CITY OF BANGOR

BUS STOP

Routes that stop here

QUESTIONS?
VISIT
WWW.BANGORMAINE.GOV/COMMUNITYCONNECTOR
CALL
(207) 992-4670
COMMUNITY CONNECTOR

BBOE sign option #1

BLACK BEAR ORONO EXPRESS



**COMMUNITY CONNECTOR
BUS STOP**



ROUTES





CITY OF BANGOR






Questions?

Call
(207) 992-4670

Visit
[www.bangormaine.gov
/communityconnector](http://www.bangormaine.gov/communityconnector)




BBOE sign option #2

	
CITY OF BANGOR	
	
BLACK BEAR ORONO EXPRESS	
BUS STOP	
<div></div>	
ROUTES	
<div></div>	<div></div>
<div></div>	<div></div>
<div></div>	<div></div>
COMMUNITY CONNECTOR	
207 992-4760	
www.bangormaine.gov/communityconnector	

BBOE sign option #3

BLACK BEAR ORONO EXPRESS



BUS STOP

Routes that stop here

COMMUNITY CONNECTOR

QUESTIONS

(207) 992-4670

WWW.BANGORMAINE.GOV/COMMUNITYCONNECTOR